


How to light the BBQ:

1. Lift off BBQ plate
2. Depress Knob and Turn $\frac{1}{4}$ (turn anticlockwise)
- 3.




Off position

(Push in & turn to turn on)



On Position

(After gas lights keep holding in for 10-15 seconds)




Turn Off

4. Repeat until automatic spark lights the gas (normally up to 6 clicks)
5. Hold/ Keep held in for 10-15 seconds while burner is on to Heat the Safety Valve.
(The Flame will go out if you let the Knob out too soon!!)
6. To turn BBQ off push Knob in and turn Knob clockwise to horizontal off Position.

How to light BBQ with Match (if automatic spark is not working i.e. in wet weather):

1. Get matches from under kitchen sink
2. Lift off BBQ plate
3. Depress Knob and Turn $\frac{1}{4}$ (turn anticlockwise)




Off position

(Push in & turn, to turn on)



On Position

(After gas lights keep holding in for 10-15 seconds)



Turn Off

4. Light Burner with match while holding Knob in
5. Hold/ Keep held in for 10-15 seconds while burner is on to Heat Safety Valve.
(Flame will go out if you let the Knob out too soon!!)
6. To turn BBQ off push Knob in and turn Knob clockwise to horizontal off Position.